



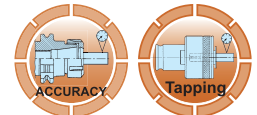
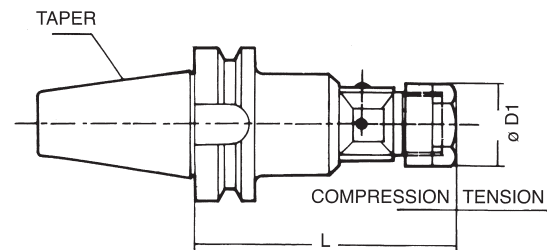
- It's suitable for various taps, so it is much more economic and efficient than other brands of tap chuck.
- The design can prevent the tap chuck from loosening after tapping.

Unit:mm

ORDER NO.	SIZE	TAPPING CAPACITY		Taper Mount NO. DIN or Jacobs	Length (m/m)	Outer Dia. (m/m)	Weight (g)	CODE NO.
		mm	inch					
VTA-13-11	1/2	M3-M12	1/8-1/2	JT6	75	42	850	3404-056A
VTA-13-12	1/2	M4-M12	1/8-1/2	B16	75	42	585	3404-057A

## Expansible Tapping Holder

Compression Distance 6mm



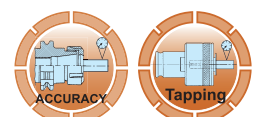
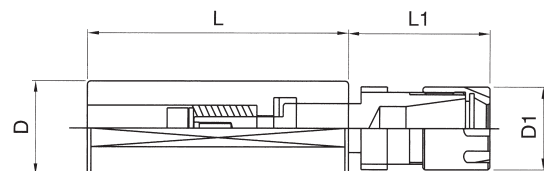
### HOLDER-BT-TYPE

Unit:mm

ORDER NO.	COLLET	HOLDER (DXL)	L	D <sub>1</sub>	TAPPING RANGE	WEIGHT (KGS)	CODE NO.
VET-271	ER20	BT40 20X100	100	34	M2-M16	2.2	3404-026
VET-272	ER20	BT50 20X95	95	34		4	3404-027
VET-273	ER32	BT40 32X110	110	50	M3-M25	2.4	3404-028
VET-274	ER32	BT50 32X110	110	50		4.5	3404-029



WITH SPANNER



### HOLDER-MINI TYPE

Unit:mm

ORDER NO.	COLLET	HOLDER (DXL)	L <sub>1</sub>	D <sub>1</sub>	TAPPING RANGE	WEIGHT (KG)	CODE NO.
VET-260	ER16	ER16M 20X70	35	22	M3-M10 1/8"-3/8"	0.2	3404-036
VET-261	ER16	ER16M 25X70	35	22		0.2	3404-037