

GERMAN TYPE
JAPAN TYPE

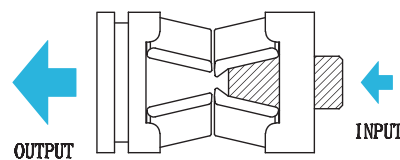
NEW

**● Great Capacity, Wide Clamping Range
Constant Full Length**

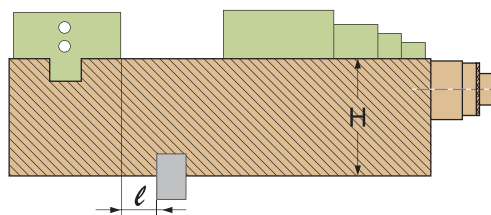
- Ultra clamping length more than other VMC-vise
- Big jaw opening.
- Easy operation, compact design.
- Even if the jaw is opened, it does not interfere with the cover of the mounting machine.
- Quick set up, time saving.
- When jaw is opened, it is not affect mounting machine's cover.



**HEAVY DUTY
EURO STYLE**



Driving device
Toggle joint device mechanism



H-Accurance $\pm 0.01\text{mm}$
l-Accurance $\pm 0.01\text{mm}$

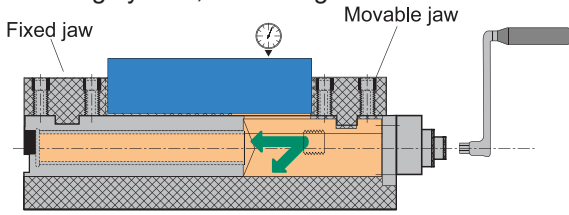
SAME HEIGHT GUARANTEE

● Flexible Clamp System

- High precision system keep the dimension tolerance within 0.01/100mm.
- Vise clamps long size workpieces securely & steady.
- High Accurate System: tolerance within 0.01/100mm.
- VQC Vise can hold long workpiece tight and fixed.

MC Power vises guarantee the lifting of workpiece is within of 0.02/100mm.

- Adapt a blinding beam system with workpiece lift Prevention mechanism. Pull-in effect.
- Adapt a lift preventing system, best design.



LOCK DOWN DESIGN



High power & fine balanced body structure stable clamping force

- The clamping force can be easily adjusted due to the preset mechanism.
- Mechanical type toggle enhancement mechanism.
- Clamping force can adjust to suit for different material, such as steel, brass and aluminum.
- Clamping force can be adjusted for customer's requirement.
- Adjustable clamping force device.



GREAT SMOOTH OPERATION
CLAMPING FORCE ADJUSTABLE DESIGN
 From 1800 kgf to 6000 Kgf

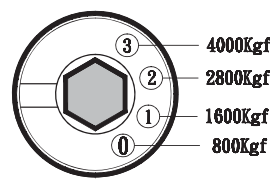
Toggle joint device mechanism.

- **One of the best vise mechanism design**
- After the moveble jaw touch,turning the handle, only the drive shaft is transmitted to the enhancement process of toggle joint device mechanism unit and the movable jaw clamps the work through the clamp spindle at the preset force.
- Clamp work piece, keep turning the handle, until the motion stop which means VQC mechanism has lock workpiece in the pre-set force.



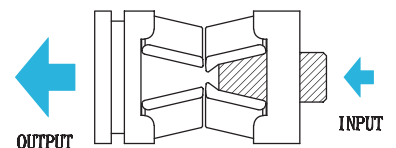
How to adjust the clamping force

- Adjustable clamping force device
- ADJUSTING METHOD
1. FIXED COLLAR
 2. TURN BY WRENCH TO GET NO. 0, 1, 2, 3, 4. TO HAVE CLAMPING FORCE



Clamping Collar

HEAVY DUTY EURO STYLE



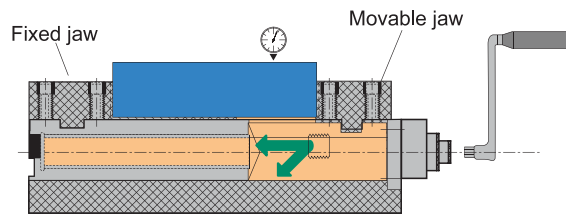
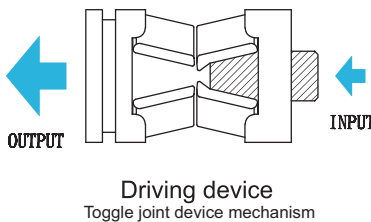
Driving device
Toggle joint device mechanism

GERMAN TYPE
JAPAN TYPE

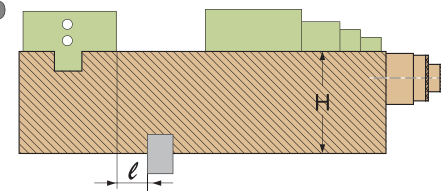


**TOGGLE JOINT MECHANISM
DESIGN FOR HEAVY DUTY
WORKING**

**HEAVY DUTY
EURO STYLE**



LOCK DOWN DESIGN



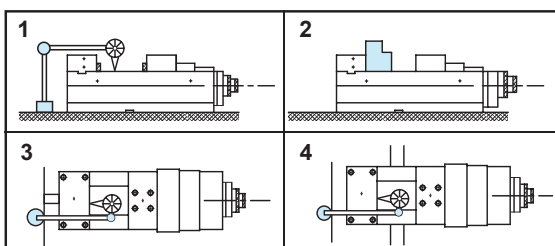
H-Accurance $\pm 0.01\text{mm}$
L-Accurance $\pm 0.01\text{mm}$

SAME HEIGHT GUARANTEE



Features

- Compact design. Great clamping capacity & rigid.
- "Toggle joint mechanism". Provides a steady clamping force against shocks and vibrations during the operations, since it clamps the workpiece resiliently with an aid of the "disc-springs" mounted inside.
- Strong clamping force.
- Large jaw stroke range.
- Exclusive Power Vise provide same height same position for horizontal and vertical MC, NC, Machine.
- Body is made of FCD60 high quality ductile cast iron, resists deflection or bending.
- Sliding bed ways flame hardened and ground.
- Concealed spindle for protection against chips and dirt.
- Quick of clamping & locking and easy of operation.

INSPECTION SPECIFICATION



NO.	Inspection Item	Per (100mm)	Guaranteed
1	Parallelism: table face to bottom of bed.		0.01/100mm
2	Squareness :between table face and jaw plate.		0.02/100mm
3	Squareness: keways on bottom of table face to jaw plate.		0.02/100mm
4	Parallelism: table face of the block to bottom of bed.		0.02/100mm

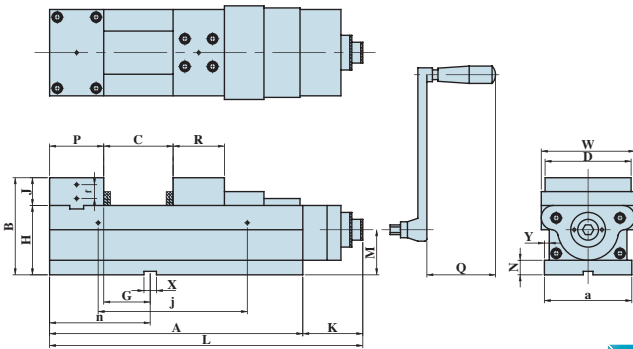


- ADJUSTING METHOD**
1. FIXED COLLAR
 2. TURN BY WRENCH TO GET NO. 0, 1, 2, 3, 4. TO HAVE CLAMPING FORCE
 3. NO.2 IS MOST SUIT FOR WORKING

GREAT SMOOTH OPERATION

CLAMPING FORCE CHART

ORDER NO.	SCALE				
	4	3	2	1	0
VQC-100	-	30KN	21KN	12KN	6KN
VQC-125	-	40KN	28KN	16KN	8KN
VQC-160	60KN	46KN	32KN	18KN	10KN
VQC-160L	60KN	46KN	32KN	18KN	10KN
VQC-200L	60KN	46KN	32KN	18KN	10KN



CLAMPING CAPACITY

ORDER NO.	JAW J	JAW Open C	B	MAX. Clamping Force (KN)	N.W. kg	G.W. kg
VQC-100	35	128	120	30	23.2	26.2
VQC-125	40	205	140	40	36.5	40.4
VQC-160	45	275	165	60	67.0	72.3
VQC-160L	45	355	165	60	72.5	78.6
VQC-200L	70	405	190	60	99.5	108



ORDER NO.	A	B	a	D	P	R	G	H	J	K	L
VQC-100	273	120	105	99	73	64	39	85	35	82.5	356.5
VQC-125	366	140	126	124.5	78	74	66	100	40	86	452
VQC-160	456	165	161	159.5	86	86	58	120	45	98	554
VQC-160L	536	165	162	160	86	86	58	120	45	98	634
VQC-200L	616	180	202	200	102	98	74	120	70	95	711

ORDER NO.	M	N	Q	W	X	Y	C OPEN	f	j	n	CODE NO.
VQC-100	50	15	74	110	14	6.5	128	20	105	112	4005-004
VQC-125	65	21	74	135	18	7	205	20	216	145	4005-005
VQC-160	78	21	94	170	18	7	275	20	286	145	4005-006
VQC-160L	78	21	94	174	18	7	355	20	286	145	4005-007
VQC-200L	75	21	96	217	18	7	405	20	386	177	4005-008