

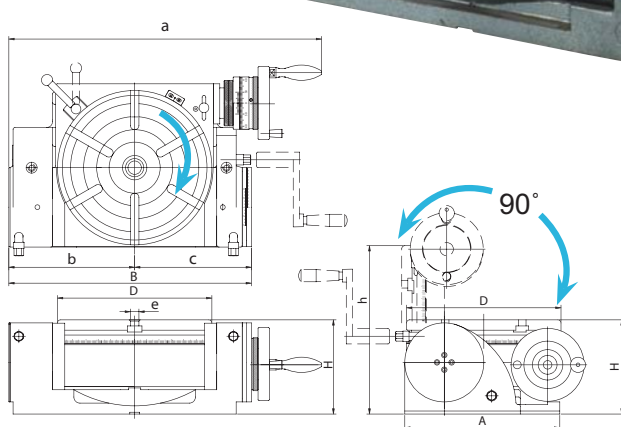


Tilting Rotary Table



Heavy Duty Type, Rigid & Strong Design

NEW



- Low profile, low center height.
- Tilting by rigid & strong design, 2 supporter & rigid clamping system construction.
- Minimum set-up time.
- Tilting angle can adjusted by worm & worm gear system.
- Accurate and built for use in milling, boring and other machines.
- Indexing, facing and other operations can be done rapidly with extreme precision.
- Worm shafts are hardened and ground.
- Indexing can be done with optional dividing plates.



Specifications

ORDER NO.	TABLE DIAMETER & TABLE HEIGHT			MOUNTING SURFACE		OVER ALL SIZE			T-SOLT WIDTH	CENTER HOLE	CENTER HEIGHT (Tilted at 90°)	WEIGHT (kgs)	CODE NO.
	D	H	h	A	B	a	b	c	e				
VUT-6	150	115	165	180	268	380	143	125	11	MT-2	90	23.5	1001-014
VUT-10	250	155	275	255	397	495	210	187	14	MT-3	150	75.5	1001-015
VUT-12	300	178	319	300	447	551	235	212	16	MT-4	169	108	1001-016

OPTIONAL : Detail see A3

FLANGE & DP-1, DP-3



DIVIDING PLATES

ORDER NO.	SUIT FOR MODEL	WEIGHT (kgs)	CODE NO.
DP-1	for VUT-6	1.4	1001-030
DP-3	for VUT-10, VUT-12	4.6	1001-032

TAILSTOCK

Unit:mm



ORDER NO.	Adjustable		SUIT FOR MODEL	G.W. (kgs)	MEAS CFT	CODE NO.
	highest	lowest				
TS-1	108	80	VUT-6	3.9	0.4	1001-022
TS-3	205	130	VUT-10, VUT-12	8.1	0.4	1001-024

MAIN SPECIFICATIONS		VUT-6	VUT-10 VUT-12
TILTING	Degree per one handle rotation	6°	1°
	vernier reading	1'	2'
	Scale of micro collar	5'	1'
TABLE	Degree per one handle rotation	4°	4°
	Scale of micro collar	2'	1'
	vernier reading	20"	10"
	Gear ratio	1:90	1:90





Multiple Tilting Rotary Table

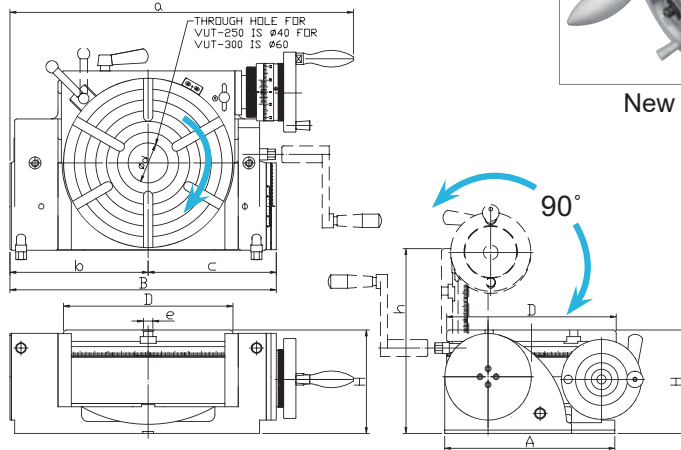


NEW

1. BIG THROUGH HOLE DESIGN TYPE 250 IS Ø45, TYPE 300 IS Ø65
2. WITH 15°, 24 DIVISION DIRECT INDEX.
3. HEAVY DUTY TYPE, RIGID & STRONG DESIGN.



New Model




- The Feature is same as VUT-6, 10, 12 type.
- For the long bar & other work piece need BIGGER BORE size.
- Multiple purpose.
- Fast dividing function : 15° division by handle x 24/360°
- Improve efficiency, save cost.
- Upgrade your millig machine to speed up production.

Specifications

ORDER NO.	TABLE DIAMETER & TABLE HEIGHT			MOUNTING SURFACE		OVER ALL SIZE			T-SOLT WIDTH	CENTER HOLE	CENTER HEIGHT (Tilted at 90°)	WEIGHT (kgs)	CODE NO.
	D	H	h	A	B	a	b	c	e				
VUT-250	250	155	275	255	397	495	210	187	14	Ø45	150	75.5	1001-015A
VUT-300	300	178	319	300	447	551	235	212	16	Ø65	169	108	1001-016A

OPTIONAL : Detail see A3

FLANGE & DP-3



TS-3



DIVIDING PLATES

ORDER NO.	SUIT FOR MODEL	WEIGHT (kgs)	CODE NO.
DP-3	for VUT-250,VUT-300	4.6	1001-032

TAILSTOCK

ORDER NO.	Adjustable		SUIT FOR MODEL	G.W. (kgs)	MEAS CFT	CODE NO.
	highest	lowest				
TS-3	205	130	VUT-250,VUT-300	8.1	0.4	1001-024

Unit:mm